

## TWO NEW SPECIES OF THE GENUS *PARORNIX* SPULER FROM EUROPE (LEPIDOPTERA, GRACILLARIIDAE)

By Paolo TRIBERTI, Verona

The species belonging to genus *Parornix* SPULER, with rare exceptions, are very similar within them in colour and general appearances and can be distinguished with certainty only by studying their genitalia in both sexes. Having examined many specimens from the Palearctic region, I have come to the conclusion that many species have still to be described. As first result of my study, I give a description of two European species, new to science, in this paper.

On this occasion I wish to express my gratitude to Dr. Kasy of the Naturhistorisches Museum in Vienna, for having allowed me to study the museum's collection of Gracillariidae.

### *Parornix fragilella* n.sp.

Holotype (♂): Jugoslavia, Ohrid, Openica, m. 1100, 7. VIII. 79, Triberti leg. (Genital slide Trb 780 ♂), in coll. Triberti.

Paratypes: 1 ♀, Jugoslavia, Ohrid, Bukovo, m. 1190, 8. VIII. 1979, Triberti leg. (Genital slide Trb 875 ♀), in coll. Triberti; 1 ♀, the same as holotype (Genital slide Trb 1000 ♀), in coll. Naturhistorisches Museum in Vienna.

Foodplant: Unknown.

Face and head greyish-brown, crown with some white scales posteriorly. Labial and maxillary palpi whitish, terminal segment of labial palpi with a few dark scales towards




Fig. 1: *Parornix fragilella* n.sp.

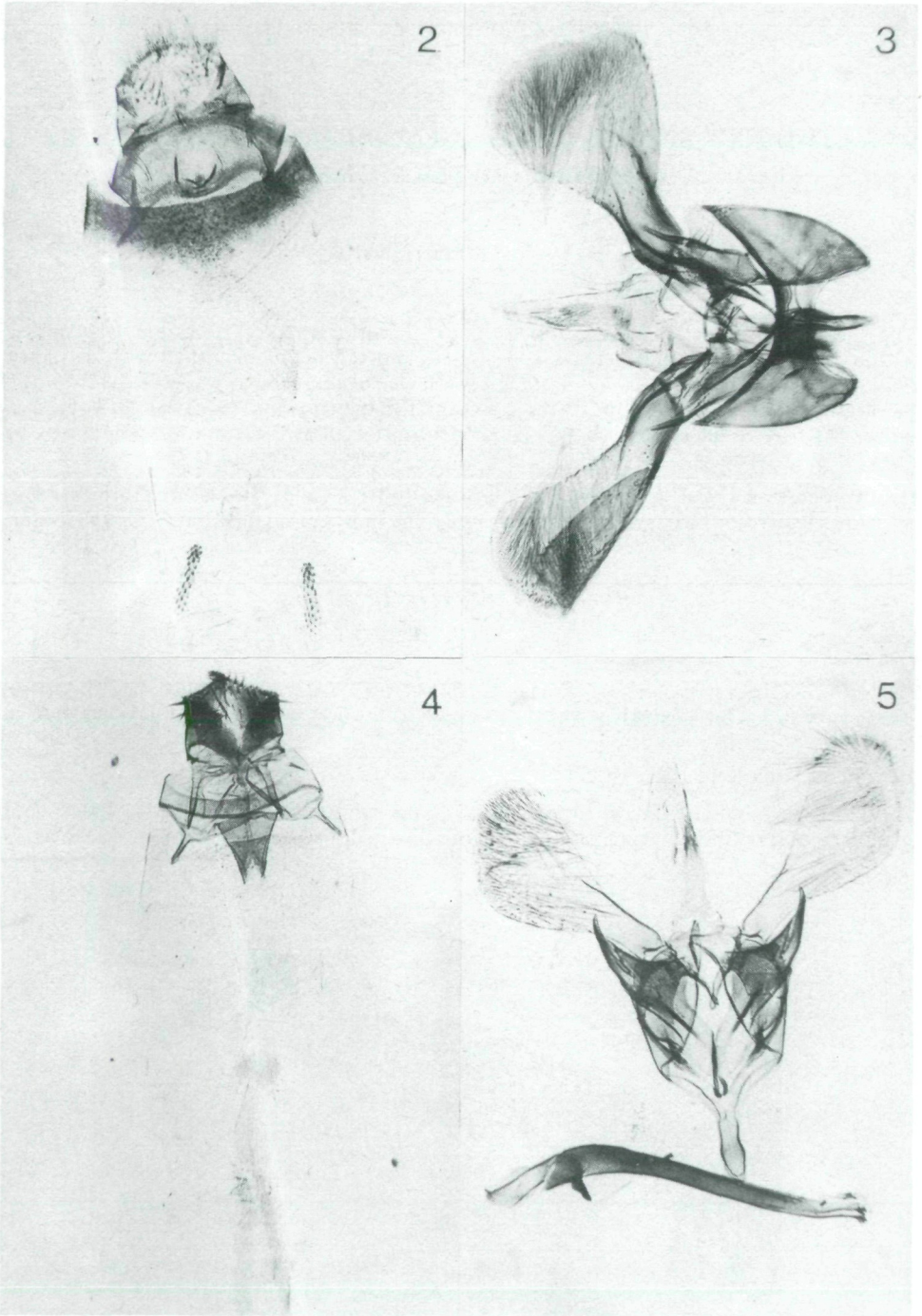


Fig. 2-3: *Parornix fragilella* n. sp. – Female genitalia (2); male genitalia (3).  
Fig. 4-5: *Parornix ornatella* n. sp. – Female genitalia (4); male genitalia (5). Photo: P. Triberti.

apex. Antennae ochreous-white, annulated with greyish-brown; scape ochreous-white, with a irroration of brownish scales and a basal pecten of dark hairs. Thorax and tegulae ochreous-white, irrorated with some dark brown scales. Fore and middle legs dark brown, coxae and femora with white blotches; hind legs pale brown; all tarsi whitish, each segment with a dark apical blotch, less clear in the hind legs. Alar expanse 8,5-9 mm. Forewings greyish-brown, irrorated with whitish scales, particularly along inner margin; along costa numerous oblique, whitish strigulae, on basal half for the most part indistinct; inner margin with a few ill defined white and blackish blotches; a round, small, black spot at apex of wings, margined internally with a white line; cilia on basal half blackish and on apical half whitish around apex to tornus, with two blackish lines (probably three) and along dorsal margin of wings wholly pale grey. Hindwings greyish-brown, with cilia greyish-white.

Male genitalia: Tegumen short, truncated apically, with a pair of setaceous areas at base of tuba analis, which is moderate in length. Valva narrowed on basal half and then gradually widened towards cucullus, which is slightly concave on ventral half. Sacculus pointed apically, about  $\frac{2}{3}$  as long as valva. Transtilla narrowed, with a pair of labides. Saccus slender, pointed apically. Aedoeagus a little longer than  $\frac{2}{3}$  of valva, curved, gradually narrowed towards apex, pointed apically. Eighth sternite with a broad, short, triangular lobe caudally.



Fig. 6: Lobe of eighth sternite, *P. fragilella* (a), *P. ornatella* (b).

Female genitalia: Eighth abdominal segment short, with antapophysis slightly longer than postapophysis. Ductus bursae moderate in length, weakly scobinate; corpus bursae with two short, scobinate bands (signa), around which some weaker scobs are scattered.

Remarks: This species resembles *P. carpinella* FREY very closely in wingpattern and other external characters. The genitalia, however, show good features in identifying the species with certainty, particularly the shape of valva and saccus.

#### *Parornix ornatella* n.sp.

Holotype (♂): Frauenstein, Mödling, S. v. Wien, Austria inf., ex l. 22.IV.1966, *Amelanchier ovalis*, F. Kasy leg. (Genital slide Trb 729 ♂).

Paratypes: 2 ♂♂, 2 ♀♀, Glaslauterriegel, südl. Gumpoldskirchen, Austria inf., 15.V.1971, 2 Ex. 21.VII.1972, 1.VIII.1975, F.Kasy leg. (Genital slide Trb 786 ♂, 719 ♀, 715 ♂, 718 ♀); 1 ♂, Hefelberg, Pfaffstätten, Austria inf., 27.7.1971, F.Kasy leg. (Genital slide Trb 720 ♂). Holotype and paratypes in coll. Naturhistorisches Museum in Vienna, except one female paratype in coll. Triberti.

Food plant: *Amelanchier ovalis*, but it is necessary to verify the datum.

Head and face white, with some greyish-brown scales. Antennae, labial and maxillary palpi as in *P. fragilella*; pecten is whitish. Thorax and tegulae white, irrorated with a few dark brown scales. Fore and middle legs as in *fragilella*; hind legs pale grey, each segment whitish on apical and basal extremities. Alar expanse 10-11 mm. Forewings blackish-grey, heavily irrorated with white scales, particularly along inner margin; strigulae on apical area well defined and much longer than basal ones; two large, blackish blotches placed near dorsal margin, at basal half of wings; a round, very small, black spot at apex of wings; cilia and hindwings as in *fragilella*.




Fig. 7: *Parornix ornatella* n.sp.

Male genitalia: Tegumen short, rounded apically, without setaceous areas; tuba analis rather long, with a triangular, well defined subsclaphium. Valva rather straight and small, narrowed on basal half and then widened towards cucullus, which is elliptical in shape. Transtilla wide, short, with a pair of labides (in the photo it is torn); saccus slender, rounded apically. Aedoeagus about 1.5 times as long as valva, slender, slightly curved and with a short projection at basal 1/3, without cornuti. Eighth sternite with a broad lobe on caudal margin.

Female genitalia: Postapophysis longer than antapophysis; ostium bursae simple, antrum sclerotized, conic shaped; ductus bursae moderate in length, rather large, clothed with minute plates on almost whole length; corpus bursae ellipsoidal with signa consisted of two scobinate, long bands.

Remarks: Allied to *P.scoticella* STAINTON in external characters and wingpattern, but the ♂ and ♀-genitalia differ strongly.

### Zusammenfassung

In dieser Arbeit werden zwei neue Arten des Genus *Parornix* SPULER (Gracillariidae) beschrieben: *P.fragilella* und *P.ornatella*. Beide können leicht mit anderen Arten dieser Gattung verwechselt werden und sind nur durch die Genitalien sicher zu identifizieren.

### REFERENCES

- KUMATA, T., 1965: On the species of the genera *Parornix* SPULER and *Callisto* STEPHENS occurring in Japan, with descriptions of two new species. – *Insecta Matsumurana* 28: 62-68.
- KUZNETSOV, V.I., 1979: New subgenera and species of moths (Lepidoptera: Gelechiidae, Gracillariidae) from Siberien and the Far East. – *Acad. Sci. URSS*, 81: 87-102.

Author's address: Paolo TRIBERTI  
Museo Civico di Storia naturale di Verona  
Lungadige Porta Vittoria 9, 37129 Verona, Italy.

# ZOBODAT - [www.zobodat.at](http://www.zobodat.at)

Zoologisch-Botanische Datenbank/Zoological-Botanical Database

Digitale Literatur/Digital Literature

Zeitschrift/Journal: [Zeitschrift der Arbeitsgemeinschaft Österreichischer Entomologen](#)

Jahr/Year: 1980

Band/Volume: [32](#)

Autor(en)/Author(s): Triberti Paolo

Artikel/Article: [Two new species of the genus \*Parornix\* Spuler from Europe \(Lepidoptera, Gracillariidae\). 129-132](#)